

Introductory sub-table (I)(a)

Name of the Company: ATREYA PETROCHEM LTD

Scrip Code, Name of the scrip, class of security: 524444


Quarter ended: 31ST DECEMBER, 2013

Partly paid-up shares:-	No. of partly paid-up shares	As a % of total no. of partly paid-up shares	As a % of total no. of shares of the company
Held by promoter/promoter group	0	0.00	0.00
Held by public	0	0.00	0.00
Total - D	0	0.00	0.00

Outstanding convertible securities:-	No. of outstanding securities	As a % of total no. of outstanding convertible securities	As a % of total no. of shares of the company, assuming full conversion of the convertible securities
Held by promoter/promoter group	0	0.00	0.00
Held by public	0	0.00	0.00
Total - E	0	0.00	0.00


Warrants:-	No. of warrants	As a % of total no. of warrants	As a % of total no. of shares of the company, assuming full conversion of warrants
Held by promoter/promoter group	0	0.00	0.00
Held by public	0	0.00	0.00
Total - F	0	0.00	0.00

Total paid-up capital of the company, assuming full conversion of warrants and convertible securities (Grand Total (A+B+C)+ D+E+F)	6450000	0.00	100.00
--	----------------	-------------	---------------



Statement Showing Shareholding Pattern

Category code	Category of Shareholder	Number of Shareholders	Table (I)(a)		Total shareholding as a percentage of total number of shares		Shares Pledged or otherwise encumbered	
			Total number of shares	Number of shares held in dematerialized form	As a percentage of (A+B) ¹	As a percentage of (A+B+C)	Number of shares	As a percentage
			(IV)	(V)				
(I)	(II)	(III)	(IV)	(V)	(VI)	(VII)	(VIII)	(IX) = (VIII)/(IV)*100
(A)	Shareholding of Promoter and Promoter Group²							
1	Indian							
(a)	Individuals/ Hindu Undivided Family	28	2465600	2069900	38.23	38.23	0	0.00
(b)	Central Government/ State Government(s)	0	0	0	0.00	0.00	0	0.00
(c)	Bodies Corporate	0	0	0	0.00	0.00	0	#DIV/0!
(d)	Financial Institutions/ Banks	0	0	0	0.00	0.00	0	0.00
(e)	Any Others (Specify)	0	0	0	0.00	0.00	0	0.00
(e-i)								
(e-ii)								
	Sub Total(A)(1)	28	2465600	2069900	38.23	38.23	0	0.00
2	Foreign							
a	Individuals (Non-Residents Individuals/ Foreign Individuals)	0	0	0	0.00	0.00	0	0.00
b	Bodies Corporate	0	0	0	0.00	0.00	0	#DIV/0!
c	Institutions	0	0	0	0.00	0.00	0	0.00
d	Qualified Foreign Investor	0	0	0	0.00	0.00	0	0.00
e	Any Others (Specify)	0	0	0	0.00	0.00	0	0.00
e-i								
e-ii								
	Sub Total(A)(2)	0	0	0	0.00	0.00	0	#DIV/0!
	Total Shareholding of Promoter and Promoter Group (A) = (A)(1)+(A)(2)	28	2465600	2069900	38.23	38.23	0	0.00
(B)	Public shareholding							
1	Institutions							
(a)	Mutual Funds/ UTI	3	140000	0	2.17	2.17	0	0.00
(b)	Financial Institutions/ Banks	0	0	0	0.00	0.00	0	0.00
(c)	Central Government/ State Government(s)	0	0	0	0.00	0.00	0	0.00
(d)	Venture Capital Funds	0	0	0	0.00	0.00	0	0.00
(e)	Insurance Companies	0	0	0	0.00	0.00	0	0.00
(f)	Foreign Institutional Investors	0	0	0	0.00	0.00	0	0.00
(g)	Foreign Venture Capital Investors	0	0	0	0.00	0.00	0	0.00
(h)	Qualified Foreign Investor	0	0	0	0.00	0.00	0	0.00
(i)	Any Other (specify)	0	0	0	0.00	0.00	0	0.00
(i-i)								
(i-ii)								
	Sub-Total (B)(1)	3	140000	0	2.17	2.17	0	0.00
B 2	Non-institutions							
(a)	Bodies Corporate	33	208339	168439	3.23	3.23	0	0.00
(b)	Individuals							
I	i. Individual shareholders holding nominal share capital up to Rs 1 lakh	4892	2703564	243664	41.92	41.92	0	0.00
II	ii. Individual shareholders holding nominal share capital in excess of Rs. 1 lakh.	30	895600	354200	13.89	13.89	0	0.00
(c)	Qualified Foreign Investor	0	0	0	0.00	0.00	0	0.00
(d)	Any Other (specify)	0	0	0	0.00	0.00	0	0.00
(d-i)	Non Resident (Non Repat)	11	7700	0	0.12	0.00	0	0.00
(d-ii)	Clearing Member	4	29197	29197	0.00	0.00	0	0.00
	Sub-Total (B)(2)	4970	3844400	795500	59.60	59.60	0	0.00
(B)	Total Public Shareholding (B) = (B)(1)+(B)(2)	4973	3984400	795500	61.77	61.77	0	0.00
	TOTAL (A)+(B)	5001	6450000	2865400	100.00	100.00	0	0.00
(C)	Shares held by Custodians and against which Depository Receipts have been issued							
1	Promoter and Promoter Group	0	0	0	0.00	0.00	0	0.00
2	Public	0	0	0	0.00	0.00	0	0.00
	Sub-Total (C)	0	0	0	0.00	0.00	0	0.00
	GRAND TOTAL (A)+(B)+(C)	5001	6450000	2865400	100.00	100.00	0	0.00



(IXb) Statement showing holding of Securities (including shares, warrants, convertible securities) of persons belong to the Category "Promoter and Promoter Group"

Sr. No.	Name of the shareholder	Total shares held		Encumbered Shares (*)		Details of Warrants		Details of Convertible Securities			Total shares (including underlying shares assuming full conversion of warrants & convertible securities) as a % of diluted share capital (XII)
		Number of shares	As a % of grand total (A)+(B)+(C)	Number	As a percentage (V)-(VI)/(III)*100	Numbers of Warrant Held	As a % total number of warrants of the same class	Numbers of Convertible Securities held	As a % total number of convertible securities of the same class	(XI)	
(i)	(II)	(III)	(IV)	(V)	(VI)-(V)/(III)*100	(VII)	(IX)	(X)	(XI)	(XII)	
1	JAYESHBHAI RAICHAND BHAI THAKKAR	1288400	19.98	0	0.00	0	0.00	0	0.00	0.00	
2	ARTIBEN JAYESHBHAI THAKKAR	298400	4.63	0	0.00	0	0.00	0	0.00	0.00	
3	SOMABHAI S THAKKAR	98800	1.55	0	0.00	0	0.00	0	0.00	0.00	
4	JAYSURYA GASES LTD	98700	1.55	0	0.00	0	0.00	0	0.00	0.00	
5	PATEL BHARATBHAI LUMJIBHAI	98400	1.54	0	0.00	0	0.00	0	0.00	0.00	
6	SANTOSH R KAHAR	95500	1.48	0	0.00	0	0.00	0	0.00	0.00	
7	JASWANT RAICHAND THAKKAR	88900	1.38	0	0.00	0	0.00	0	0.00	0.00	
8	MITUL JAGDISH THAKKAR	78400	1.22	0	0.00	0	0.00	0	0.00	0.00	
9	MITUL JAGDISH THAKKAR	70000	1.09	0	0.00	0	0.00	0	0.00	0.00	
10	HASHMIKUBHAI DHANJIBHAI THAKKAR	50000	0.78	0	0.00	0	0.00	0	0.00	0.00	
11	THAKKAR KOKILA H	49800	0.77	0	0.00	0	0.00	0	0.00	0.00	
12	HANSABEN JASWANTBHAI THAKKAR	49700	0.77	0	0.00	0	0.00	0	0.00	0.00	
13	ARTIBEN J THAKKAR	21000	0.33	0	0.00	0	0.00	0	0.00	0.00	
14	ARTIBEN J THAKKAR	19100	0.30	0	0.00	0	0.00	0	0.00	0.00	
15	JASHVANTBHAI R THAKKAR	11100	0.17	0	0.00	0	0.00	0	0.00	0.00	
16	HIMMATBHAI H NANDA	10000	0.16	0	0.00	0	0.00	0	0.00	0.00	
17	JAYESH R THAKKAR	8300	0.13	0	0.00	0	0.00	0	0.00	0.00	
18	HEMRAJ HIRJI NANDA	7500	0.12	0	0.00	0	0.00	0	0.00	0.00	
19	JASUBHAI R THAKKAR	6500	0.10	0	0.00	0	0.00	0	0.00	0.00	
20	JAYESH R THAKKAR	5800	0.09	0	0.00	0	0.00	0	0.00	0.00	
21	HIMATBHAI NANDA	3000	0.05	0	0.00	0	0.00	0	0.00	0.00	
22	HIMATBHAI H NANDA	2500	0.04	0	0.00	0	0.00	0	0.00	0.00	
23	ARTIBEN J THAKKAR	1100	0.02	0	0.00	0	0.00	0	0.00	0.00	
24	BHARAT L PATEL	600	0.01	0	0.00	0	0.00	0	0.00	0.00	
25	SOMABHAI S THAKKAR	500	0.01	0	0.00	0	0.00	0	0.00	0.00	
26	HANSABEN J THAKKAR	300	0.00	0	0.00	0	0.00	0	0.00	0.00	
27	KOKILABEN H THAKKAR	100	0.00	0	0.00	0	0.00	0	0.00	0.00	
TOTAL		2465600	38.23	0	0	0	0	0	0	0	



(1)(c)(i) Statement showing holding of securities (including shares, warrants, convertible securities) of persons belonging to the category "Public" and holding more than 1% of the total number of shares


Sr. No.	Name of the shareholder	Number of shares	Shares as a percentage of total number of shares (i.e., Grand Total (A)+(B)+(C) indicated in Statement at para (1)(a) above)	Details of Warrants		Details of Convertible Securities		Total shares (including underlying shares assuming full conversion of warrants & convertible securities) as a % of diluted share capital
				Numbers of Warrant Held	As a % total number of warrants of the same class	Numbers of Convertible Securities held	As a % total number of convertible securities of the same class	
1	BHAVESH JAYANTIBHAI DESAI	96200	1.49	0	0.00	0	0.00	0.00
2	WESTLITE INFRAPROJECTS PVT. LTD	94600	1.47	0	0.00	0	0.00	0.00
3	ASHOK PRATAPRAI PAREKH	67500	1.05	0	0.00	0	0.00	0.00
4								
5								
6								
7								
8								
9								
10								
TOTAL		258300	4.00	0.00	0.00	0.00	0.00	0.00



[Handwritten signature]


(D)(c)(ii) Statement showing holding of securities (including shares, warrants, convertible securities) of persons (together with PAC) belonging to the category "Public" and holding more than 5% of the total number of shares of the company

Sr. No.	Name(s) of the shareholder(s) and the Person Acting in Concert (PAC) with them	Number of shares	Shares as a percentage of total number of shares (i.e., Grand Total (A)+(B)+(C) indicated in Statement at para (f)(a) above)	Details of Warrants		Details of Convertible Securities		Total shares (including underlying shares assuming full conversion of warrants & convertible securities) as a % of diluted share capital
				Numbers of Warrant Held	As a % total number of warrants of the same class	Numbers of Convertible Securities held	As a % total number of convertible securities of the same class	
1	Nil							
2								
3								
4								
5								
6								
7								
8								
9								
10								
TOTAL		0	0.00	0.00	0.00	0.00	0.00	0.00



(I)(d) Statement showing details of locked-in shares

Sr. No.	Name of the shareholder	Number of locked-in shares	Locked-in shares as a percentage of total number of shares {i.e., Grand Total (A)+(B)+(C) indicated in Statement at para (I)(a) above}
1			
2			
3			
4			
5			
6			
7			
8			
9			
10			
TOTAL		0	0.00



(II)(a) Statement showing details of Depository Receipts (DRs)

Sr. No.	Type of outstanding DR (ADRs, GDRs, SDRs, etc.)	Number of outstanding DRs	Number of shares underlying outstanding DRs	Shares underlying outstanding DRs as a percentage of total number of shares {i.e., Grand Total (A)+(B)+(C) indicated in Statement at para (I)(a) above}
1	NIL	0	0	0.00
2				
3				
4				
5				
6				
7				
8				
9				
TOTAL		0	0	0.00

